



Hall Hill Farm

Information Pack

v2017.3




National Farm Attraction Network

Winner 2014
Best in Education

Quality Badge awarded by



Council for Learning Outside the Classroom



www.hallhillfarm.co.uk



Welcome to Hall Hill Farm



Welcome to Hall Hill Farm Information & Health & Safety Pack. Below you will find a contents list detailing all the information you require before you visit the farm. Should you require any extra information you can contact the farm on 01388 731 333 or via email at info@hallhillfarm.co.uk and we will be happy to answer your questions.

| | |
|------------------------|---|
| Page 1 | - Admission Prices |
| Page 2 | - Directions |
| Page 3 | - History of the Farm |
| Page 4 | - Typical Visit Itinerary |
| Page 5 | - Farmyard Plan |
| Page 6 | - Around the farm |
| Page 7 | - Health & Safety Advice |
| Page 8 | - Stay safe when visiting |
| Page 9 | - Washing your Hands |
| Page 10, 11, 12 | - Risk Assessment Summary |
| Page 13, 14, 15 | - Code of Practice (Teachers Supplement) |
| Page 16, 17 | - Learning Outside the Classroom (LOtC) |
| Page 18 | - Certificate of Employers Liability Insurance |
| Page 19 | - Learning Opportunities |
| Page 20 | - Animals you can see |
| Page 21 | - Responsible Green Visitor |
| Page 22 | - Gift Shop |
| Page 23 | - Tea Shop Menu |
| Page 24 | - Activity 1 - The Countryside Code |
| Page 25 | - Activity 2 - Wash Your Hands |

Admission Prices



Bookings

All Groups must be pre-booked. Please telephone the farm to check the availability of your preferred date. Please confirm all bookings in writing or by using our booking form.

Prices for School & Group Visits

| Category | Normal Admission | Pre-booked trips only |
|------------------------|------------------|-----------------------|
| Children - 2 to 15 yrs | £ 7.50 | £ 6.25 |
| Children - under 2 yrs | Free | Free |
| Adults | £ 7.95 | * Free |

Discount Ratio's

* **Adults** are **Free** when accompanying paying children at the following ratio's

1 Adult Free per 4 Paying Children for Nursery / Reception / Year 1

1 Adult Free per 8 Paying Children for Year 2 and above

1 Adult Free per 5 Paying Children (**School Holidays & Weekends only**)

Additional adults are charged at £ 6.75

What's Included

These prices include...

- Guided tour around the farm
- Animal food
- Two free preliminary visit tickets
- Health & safety Information
- Tractor and trailer ride
- Information pack
- Risk assessments
- Undercover barn for lunch

A minimum charge of £100 will apply to small groups

Payments

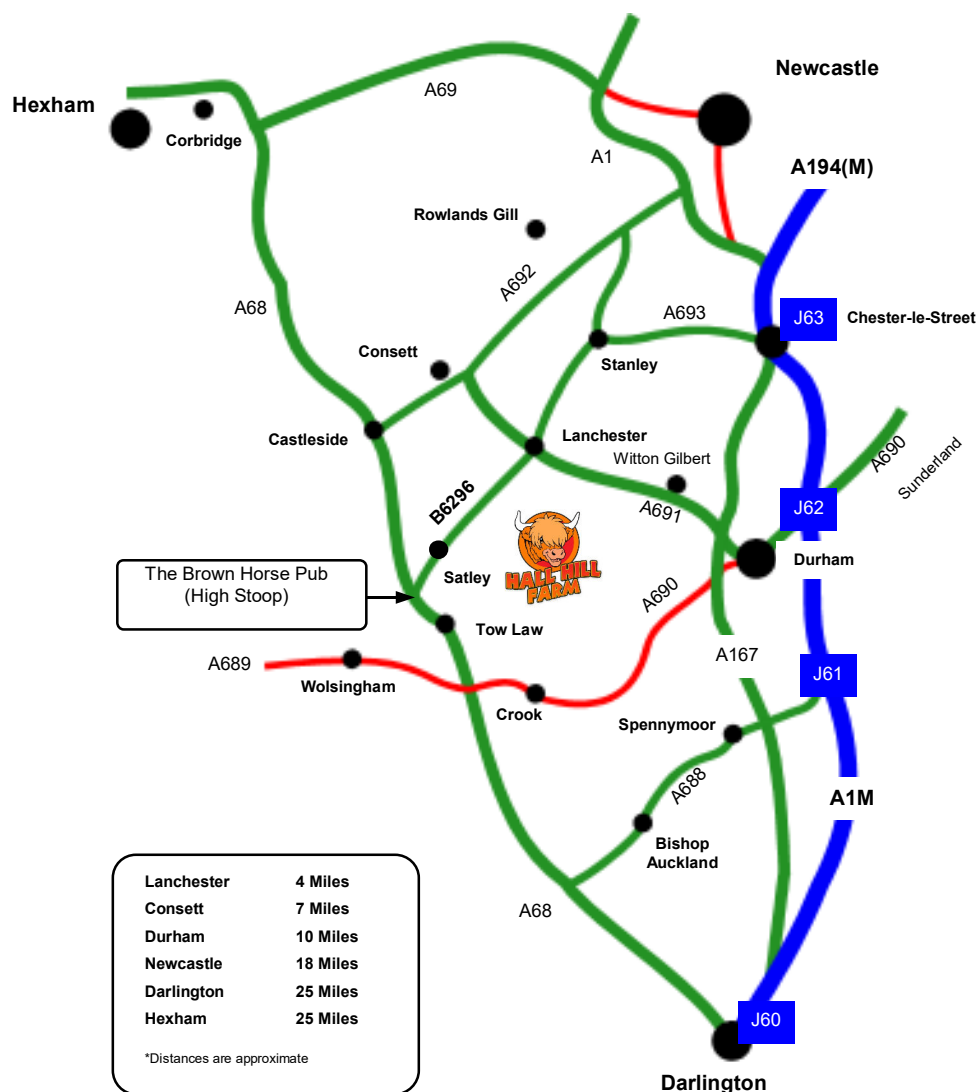
Payment are to be made on the day of your visit by cash or credit/debit card.

Invoices are available by prior arrangement only.

All prices include VAT at 20%



Directions



Directions - From the A1 (Durham)

1. Take Junction 62 for A691 to Consett (approx 14 mile)
2. Follow signs for A691 Consett road.
3. At Lanchester turn left onto the B6296 at the church towards Satley
4. Continue on B6296 through Hollinside
5. Hall Hill Farm approx 4 miles from Lanchester on the left hand side

Directions From Darlington

1. Follow A68 to B6296 for approx 22 mile
2. Turn at the **Brown Horse Inn** onto the B6296 leading to Satley (approx 3 mile)
3. Hall Hill Farm is 0.5 mile after the village of Satley on the right.

Postcode

- Post Code - DH7 0TA

*** Look out for the Brown Tourism Signs for Hall Hill Farm**

History of the Farm



Brief History of the Farm

There has been a farm at Hall Hill for hundreds of years. The Gibson family have farmed here since 1925 when John Henry Gibson came to the farm as a tenant, he later bought the farm in the 1930's. Shortly afterwards he purchased an adjoining farm and later in 1957 he purchased Broadwood Farm, making it up to it's present day size of 291 hectares.

Hall Hill is a mixed upland farm (238.5m above sea level) growing cereals (wheat & Barley) and Oilseed rape. Around half of the farm is in grass which is used from grazing and for conserving winter feed in the form of silage.

The Farm first opened to visitors in 1981, since then thousands of people have visited the farm. In 2000 the farm was given a special award of Outstanding Educational Experience in the pride of Northumbria tourist board and has been a finalist in the North East England Tourism Awards, Hall Hill Farm is VAQAS accredited (Visitor Attraction Quality Assurance Service) and has received the Learning Outside the Classroom (LOtC) Quality Badge. In 2010 we were extremely proud to achieve a Gold Award for Best Tourism Experience and were awarded a Gold Award for Small Visitor Attraction of the Year for 2011 in the North East England Tourism Awards, more recently we have received a Bronze award for Small visitor attraction of the year and a Silver award for Tourism Experience of the year 2013 and Best in Education 2014 (National Farm Attraction Network).

Facilities Available

Parking and Transport

- Car and coach parking (free)
- Parking areas for disabled visitors (located by entrance)

The Farm

- Large variety of animals to feed & cuddle
- Tractor & Trailer Ride
- Outdoor playground / Indoor Soft Play with baby changing facilities
- Gift Shop
- Toilets / disabled toilet / baby changing facilities
- Guide / service dogs permitted

Catering (Serves Hot & Cold Food)

- On-site tearoom seating 72 indoors and 30 outdoors.
- Designated Indoor & outdoor picnic areas

Tours (Pre-booked only)

- Educational visits accepted on a daily basis
- Guided tours available for groups (**weekdays only**)

Quality Badge awarded by



Typical Visit Itinerary



On Arrival

- On arrival you will be met at the coach by one of our farm guides, your packed lunches may be taken from the bus and left in the barn for lunchtime if you wish.
- Our guides will then take you to your barn, which you may use for the remainder of your visit.
- Your guide will give a short introductory talk (5 - 10 min), this will cover the **Health & Safety** (Information contained in this pack) and a little bit about the animals you are going to see on your visit.
- Normally 1 guide is allocated per class, we will be able to confirm how many guides are with your group in advance.

The Tour

- Every guide follows a slightly different route, to ensure that everyone can see all the animals and the barns don't get over crowded.
- During the morning session you would perhaps see the rabbits, chicks and have the tractor & trailer ride.
- The children will wash their hands after handling the chicks, rabbits and guinea pigs.

Lunchtime

- Lunchtime usually starts between 11.30 am and 12.00 noon.
(This may be later depending on your arrival time).
- All visitors are asked to wash hands with soap and running water before eating their lunch, this is followed up with an application of the anti-bacterial hand gel.
- The barn will be available for your use at lunchtime. (smaller groups may be allocated part of the tearoom). Alternatively if it's a nice day we have several outdoor picnic tables in the play area or near the entrance in the car park, these areas are clean as animals are not permitted.
- Lunchtime can be anywhere from 20 minutes to 1 hour, You can choose.

Afternoon

- In the afternoon the children will be allocated a time to visit the play area. Again this is your choice if you wish to use the play equipment (Soft-Play / Outdoor Adventure).
- There will be more animals to feed throughout the afternoon, after feeding the pet lambs, goats and llamas your guide will make sure that hands have been washed.
- There is also time to visit the gift shop if you wish, please ask your guide.

Home Time

- Everyone will wash their hands with soap and running water at the end of the visit and again a final application of anti-bacterial hand gel before leaving the farm.
- Bags will then be collected from the barn on your way to the bus.
- Schools are given farm leaflets for the children and a teachers survey for each group to complete and return in the addressed envelope.

* Please note the map is for reference only as animal locations may change.

Watch Lambing live



www.hallhillfarm.co.uk
March / April

Toilets & Baby Changing

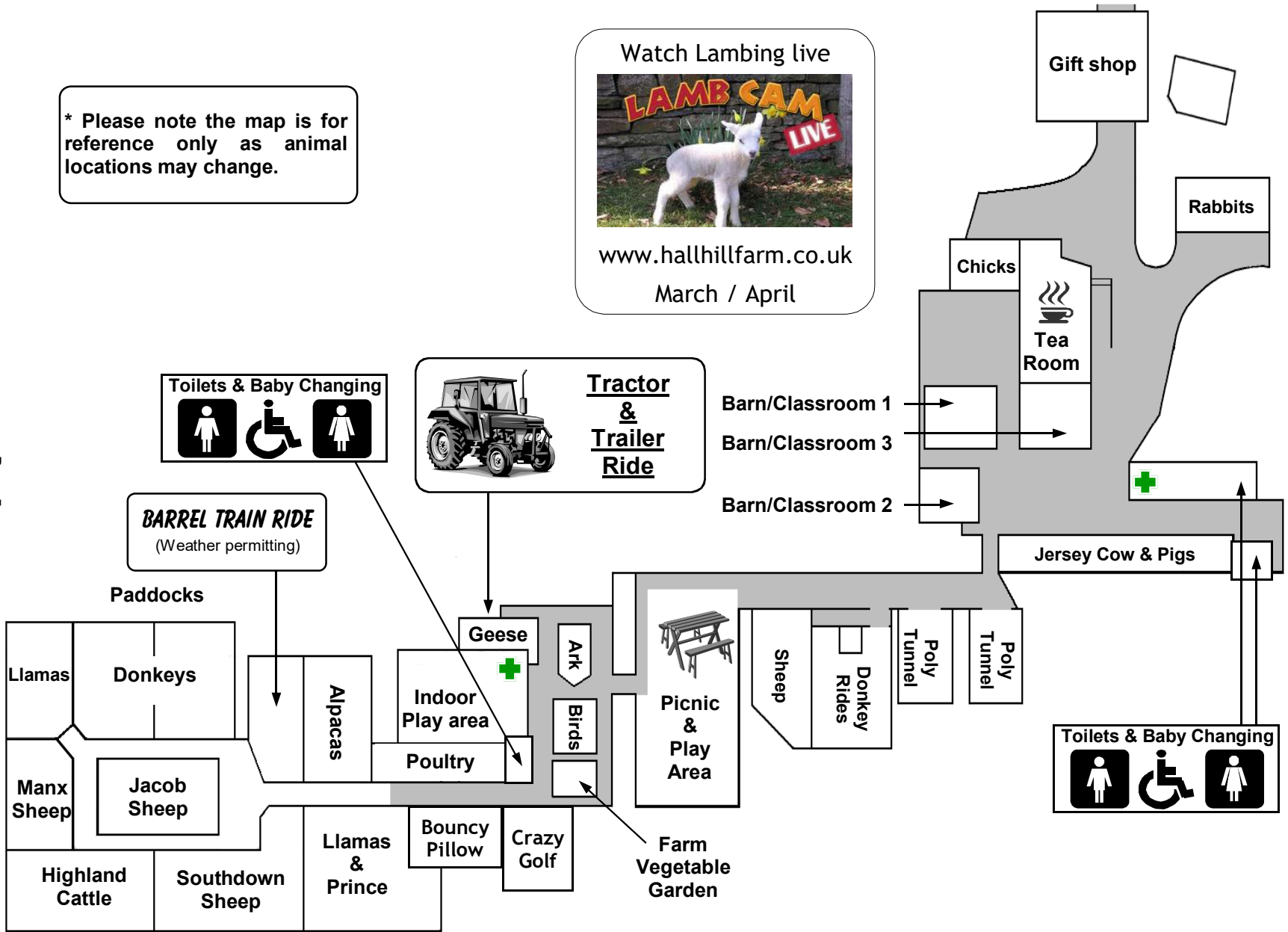


Tractor & Trailer Ride



BARREL TRAIN RIDE
(Weather permitting)

- Barn/Classroom 1
- Barn/Classroom 3
- Barn/Classroom 2



Farmyard Plan



Around the Farm



The Countryside Code

- Be safe, plan ahead and follow any signs
- Leave gates and property as you find them
- Protect plants and animals and take your litter home
- Keep dogs under close control
- Consider other people

www.gov.uk/government/publications/the-countryside-code


How to behave on the farm!

- 1** Please do not frighten the animals.



- 2** The animals have a balanced diet so please only feed them the food provided.

- 3** Climbing on walls, fences or animal pens can be dangerous.



- 4** Please don't eat the animal feed.

- 5** Do not handle farm equipment or machinery unless permitted by farm staff.



HEALTH & SAFETY ADVICE



Some animal diseases can be transmitted to humans. There is a small risk of children acquiring infections such as Cryptosporidium, Campylobacter and Salmonella. These organisms can be found in some farm animals and may be contracted by hand to mouth contact.

As it is difficult to stop very young children putting their hands in their mouths after touching the animals, we advise that children under 3 years **DO NOT** touch the farm animals.

Important Health & Safety Rules

1. Wash your hands using soap and running water, before eating or smoking and after handling the animals.
2. After handling animals please wash your hands with soap and water before using the disinfectant gel.
3. Do not allow the children to kiss animals or drink from animal water troughs.
4. Do not allow children under 3 years of age to touch the farm animals.
5. Children should not put fingers in their mouths.
6. Children should not eat sweets or other snacks during the Tour of the farm.
7. Eat only in the designated eating areas allocated and times specified.
8. Do not allow the children to climb on any walls, fence or gates.
9. All cuts, wounds & grazes must be covered with a waterproof dressing to avoid infection.
10. Children's dummies that have fallen to the ground should not be put back into children's mouths.
11. Wear suitable clothing and footwear, take into account the weather (Winter/Summer).
12. Stay with your group.
13. Ensure all responsible adults are aware of the rules, the group remains your responsibility.
14. Smoking is not permitted in the farm, one designated smoking area is in the car park only.

Pregnant Women (Spring / Lambing Time)

Ewes are sometimes infected with an organism called Chlamydia Psittaci, which can cause miscarriage in women. The risk is very small, but it is important to be aware of the potential problem. To avoid this risk, pregnant woman must not have any contact with newly born lambs, kids or the birth products of sheep or goats, please speak to your tour guide in confidence but signs will advise you to stay outside of the Lambing Poly Tunnels.

Minimum Adult to Child Ratio - Based on HSE Guidelines

The ratio of children to (Supervisors/teachers/assistants/parents) should be:

1:1 - children under 1 years old
1:2 - children between 1 and 2 years old
1:3 - children between 2 and 3 years old
1:4 - children between 3 and 5 years old
1:8 - children 5 years +

If supervision levels are less than this there should be no direct contact with animals.

Stay Safe when visiting our farm

Following the simple rules listed below will help to keep you and your children safe from E. coli O157 and other infections that may be found on open farms. Pregnant women need to take extra care.



**This sign means
Now Wash Your
Hands**

You may see this sign all around the farm and it is there to remind you to wash your hands.



**This sign means
STOP and Wash
Your Hands**

You may see this sign at the entrance to cafe's and at the exits to the farm and it is there to STOP you leaving the farm without washing your hands.



**If you see this
sign it means this
is where you can
wash your hands**

This is a Clean Hands Zone



WASHING YOUR HANDS



After

- touching the animals
- playing on the ground
- tying your laces
- using the toilet

Before

- eating food or sweets
- touching food
- putting hand in mouth
- leaving the farm



1

Wet your Hands

Use Soap

Soap for about 20 Seconds



2



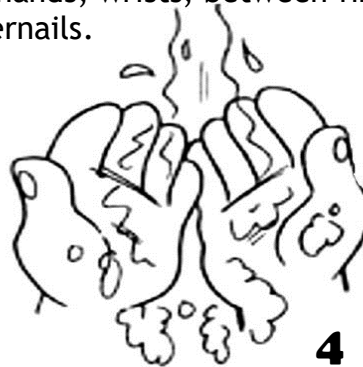
3

Scrub

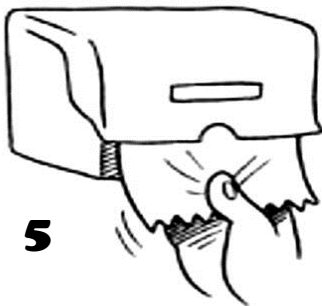
Scrub backs of hands, wrists, between fingers and under fingernails.

Rinse you hands

Rinse your hands under running water.



4



5

Towel dry

Turn off

Turn off taps with paper towel & then bin it



6

Risk Assessment Summary

Part 1 of 3



| Activity | Risks | Level | Action required by visitors and staff |
|-----------------------------|---|-------|--|
| Weather | slipping, Heat exposure, Sunburn, wind exposure | Low | Please ensure that all children have sufficient protection for all types of weather. For inclement weather children must be adequately dressed with a waterproof coat and Wellingtons/ sturdy footwear. In hot weather we advise sunhats and sun cream be worn at all times. Visitors, teachers & leaders should be aware of the possibility of wet grass and take adequate precautions against slipping and falling. |
| Group Supervision | slipping, tripping, falling, lost children. | Low | The supervision of the children remains the responsibility of the parents, teachers or group leaders at all times during the visit. Our staff can only guide groups providing there are additional adults present at all times. We advise leaders to make a preliminary visit to the farm prior to the main group visit. See Health & Safety Executive guidelines for adult/child ratios |
| Car/Coach Park & Vehicles | Slipping, tripping, falling, injury from other vehicles | Low | The car park will be in use by other vehicles, therefore please ensure that children are closely supervised when they alight from the coach. Keep you group together and away from traffic, make sure children are instructed not to run in the car park. |
| Walking, running, climbing. | slipping, tripping, falling | Low | Visitors should take care when walking around the site. We advise all visitors to wear sensible and appropriate footwear to match the conditions on the day of the visit, contact the farm if unsure. Visitors should take care at steps, road and path edges to avoid tripping and falling. Children must be adequately supervised and instructed not to run, climb walls, gates or other objects situated on or around the site. |
| Site Traffic | Various | Low | No unaccompanied farm or public vehicles are allowed in the main visitor area during our opening times, except in emergencies & emergency vehicles, staff to assist in access. |
| Tractor & Trailer Ride | Various hazards, loss of control | Low | All passengers are to remain seated until the tractor has stopped and to keep your arms inside the trailer at all times. Supervisors should ensure that the people in your group adhere to these instructions. A trained tractor driver will secure the steps and safety chain on trailer before departure, a maximum load capacity applies. The tractor and trailer are regularly checked and maintained. |
| Prohibited areas | Various Hazards | Low | It is the Supervisors responsibility to ensure that children are instructed not to go beyond the designated areas. Prohibited areas are indicated, sectioned off & are only accessible to staff. |
| Pond | Falling, slipping, drowning | Low | The welfare of the children remains the responsibility of the parent or group leaders at all times. Children must be adequately supervised around the pond and must not to enter the pond are for any reason. The water level is monitored and reduced if necessary. |
| Play Area & Soft Play | Falling, tripping, slipping, colliding, climbing | Low | Daily inspection and visual check of all equipment and play area by a member of staff. All surfaces meet British Standards relating to safety in playgrounds, which in this case is mainly cushion fall. Parent & carers must supervise children in their care. No Running, No Footwear is allowed but socks MUST be worn, Height & Age restrictions apply. All framework is covered with protective soft material. |

Risk Assessment Summary

Part 2 of 3



| Activity | Risks | Level | Action required by visitors and staff |
|--|--|-------|--|
| Electrical equipment | Fire, Electric Shock | Low | Visitors should not come into direct contact with any electrical equipment during your visit. Please DO NOT touch or interfere with any equipment as it may cause harm. Electrical work is carried out and professionally maintained by qualified electricians. |
| Fire | Various hazards, panic, loss of control | Low | Fire Risk Assessments have been carried out for the farm and adequate controls are in place. In case of fire, Supervisors should ensure that the children in their care go to the fire assemble point in either the Car Park or the Play Area . Smoking is NOT permitted within the Farm |
| Chemicals | Inhalation, skin contact, eye | Low | Chemicals are used around the farm, all safety precautions are taken to ensure visitors do not come into contact with chemicals. |
| Displays & Events | Various | Low | Individual displays, demonstrations, events are controlled by their own Risk Assessments, these are produced in respect of each activity and are available on request. |
| First Aid Allergy Bees Wasps Insects Pollen | Stings Allergy Hay Fever Asthma | Low | Bees and wasps are natural inhabitants of the countryside and pose no risk unless provoked, If children are stung seek first aid from your assigned guide or a nearby member of staff. Teachers & visitors should make themselves aware of the pollen count prior to the visit to the farm & take all necessary precautions. Ensure that asthma sufferers bring their inhalers. Visitors with allergies should take necessary precautions in advance of a visit to the farm, groups leaders to ensure required First Aid is appropriate to the group they are leading and parental permission is sought in advance of the visit. |
| Feeding Animals | Biting, scratching, Itching eyes, contact and risk of reaction from animal or feed or Allergies | Low | Visitors should not touch the animals unless encouraged to do so by the guides or members of staff. Supervisors should ensure that children wash their hands with running water and liquid soap after touching the animals. Please ensure there is adequate group supervision according to the age of your group, warning signs and/or double fencing is in place where animals may bite. When feeding the animals ensure that the hand is flat and fingers are straight. Please adhere to the ' Please do not feed ' signs that are placed beside animals. Children must be supervised when feeding the animals. Animal feed may contain traces of NUTS. Please advise us if any children are allergic to animals. We advise that all children under the age of 3 years DO NOT touch the animals. |

Risk Assessment Summary

Part 3 of 3




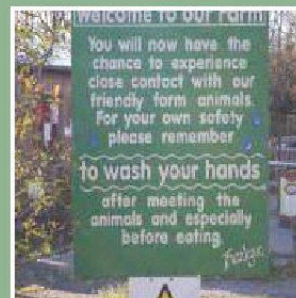



| Activity | Risks | Level | Action required by visitors and staff |
|---|---|--------------|---|
| Designated Eating Areas | Infection | Low | <p>Only eat in Designated eating areas that have been allocated. Eating areas are animal free zones, any animals found in eating areas are to be removed immediately and the area cleaned appropriately.</p> <p>Eating areas are cleaned regularly with appropriate cleaning materials and staff are to ensure that soap and water is available at all times.</p> <p>Visitors are advised to wash their hands after feeding the animals, before eating & smoking and before exiting the farm.</p> |
| Barrel Ride | Falling, tripping, slipping | Low | <p>Only trained/authorised drivers may operate the ride. Seat belts are checked by the driver before departure, passengers must be advised to keep arms and legs within the barrel at all times.</p> <p>Maximum speed: 5 mph Recommended Age: 3 years upwards</p> |
| Animal Zoonoses Foot & Mouth/ Blue Tongue Avian Flu | Various | Low | <p>Supervisors should ensure that everyone in their care wash their hands with liquid soap and running water before handling food or drink and before exiting the farm.</p> <p><u>Disinfectant Gels are not a substitute for using soap and water and is only a temporary measure until you reach hand washing facilities.</u></p> <p>Supervisors should be aware that there is always a risk from infection in all environments, the countryside and agricultural establishments are no exception.</p> <p>It is advisable to ensure that a waterproof dressing protects any existing cuts or abrasions.</p> <p>Please also remind the children not to put their fingers in their mouth after touching or feeding the animals, as this is difficult to control with younger children</p> <p>All Stock are inspected on a daily basis prior to opening.</p> <p>We advise that all children under the age of 3 years <u>DO NOT</u> touch the animals.</p> <p>Advice is/will be taken from DEFRA regarding the situation in the event of an outbreak. A regional outbreak may result in the farm having to close, all pre-booked visits will be contacted and advised of the situation in such an event.</p> |
| Pregnant Women | Miscarriage | Low (Spring) | <p>Ewes are sometimes infected with an organism called Chlamydia Psittaci, which can cause miscarriage in women. Warning signs are in place in risk areas and farm guides also give a verbal warning. Pregnant woman must not have any contact with newly born lambs, kids or the birth products of sheep or goats. Visitors with concerns should notify a member of staff for more information.</p> |
| Bouncy Pillow | Falling, tripping, slipping, colliding, climbing. | Low | <p>Daily inspection and visual check of the equipment by a member of staff. Parent, carers and teachers must supervise children in their care. Running, Footwear or Summersaults are NOT allowed but socks MUST be worn. Number of users and age restrictions apply, and must be adhered to for safety, not operation in wet weather.</p> |

*Detailed risk assessments are available for viewing on preliminary visits, Please ask a member of staff.

Preventing or controlling ill health from animal contact at visitor attractions

Advice to Teachers and Others who organise visits for children



Updated June 2015

ADVICE TO TEACHERS AND OTHERS WHO ORGANISE VISITS FOR CHILDREN

This advice is for teachers and others who organise visits by children on the precautions necessary to reduce the risk of ill health arising from contact with animals.

All animals naturally carry a range of micro-organisms, some of which can be transmitted to humans, where they may cause ill health. Some of these, such as *Escherichia coli* O157 (*E. coli* O157) or *Cryptosporidium parvum* (a microscopic parasite), present a serious health hazard and have the potential to cause serious illness and health problems which may be particularly severe in young children.

As with many other educational or recreational activities, visits can never be considered free from all risk. However, while the hazards are real, the risk of infection in children can be readily controlled by simple everyday measures. The following practical steps will help make your visit even more safe, healthy and enjoyable.

Before your visit, you should:

- Read and understand the advice in the industry Code of Practice, and discuss arrangements for the visit with the management at the site.
- Confirm that the control measures provided at the site match the recommendations in the industry Code of Practice.
- Seek advice from your local authority or organisation on what the appropriate ratio of pupils to teachers/leaders/assistants/parents should be.
- Discuss and agree with the supervisors, parents or staff of the school, crèche leaders of youth organisations etc. their roles and responsibilities during the visit. In particular, they must understand the need to make sure that the children wash, or are helped to wash, their hands thoroughly after contacting animals and before eating. Key points to cover with the children should include:
 - explaining the rules for the visit, stressing that they must not eat, drink or chew anything (including sweets) outside the areas in which you permit them to do so;
 - explaining why they must wash their hands thoroughly after contact with the animals, and before eating or drinking anything;
 - demonstrating how to wash their hands properly;
 - discussing the requirements for appropriate clothing, including suitable footwear. You should liaise with the attraction to ascertain what this is;
 - checking that cuts, grazes etc on children's hands are covered with a waterproof dressing.

During and after the visit, make sure that the children:

- Are reminded of the rules/precautions to take upon arrival at the site.
- Do not kiss animals.
- Always wash their hands thoroughly before and after eating, after any contact with animals and again before leaving the site.
- Eat only food that they have brought with them or food for human consumption that they have bought on the premises, in designated areas.
- Never eat food that has fallen to the ground.
- Never taste animal foods.
- Do not suck fingers or put hands, pens, pencils or crayons etc. in mouths.
- Where practical and possible, clean or change their footwear before leaving.
- Wash their hands after changing their footwear.

Check that the children stay in their allocated groups during the visit, and that they:

- Do not use or pick up tools (e.g. spades and forks) or touch other work equipment unless permitted to do so by site staff.
- Do not climb on to walls, fences, gates or animal pens etc.
- Listen carefully and follow the instructions and information given by the site staff.
- Approach and handle animals quietly and gently.
- Do not chase, frighten or torment the animals.
- Do not wander off into unsupervised or prohibited areas e.g. manure heaps.

Remember the children are your responsibility during the visit:

- You should supervise them during the visit, especially during hand washing to make sure that each child washes thoroughly. Site staff may be able to help with this supervision.
- Allow plenty of time for hand washing before eating or leaving the site so that the children do not have to rush.

If a member of your group shows signs of illness (e.g. sickness or diarrhoea) after a visit, advise them or their parent/guardian to visit the doctor and explain that they have had recent contact with animals. Please also contact the attraction you visited and inform them of the illness.

Additional advice

Further advice on E. coli O157 including a video on hand washing is available at:

<https://www.gov.uk/government/organisations/animal-health-and-veterinary-laboratories-agency>

Other advice is available from a number of other government websites including:

<http://www.hse.gov.uk/>

<https://www.gov.uk/government/organisations/public-health-england>

www.hps.scot.nhs.uk/

www.dh.gov.uk/en/index.htm

<https://www.gov.uk/government/organisations/department-for-environment-food-rural-affairs>

<https://www.gov.uk/government/organisations/animal-health-and-veterinary-laboratories-agency>

Download the full Code of Practice Report.



LOtC Quality Badge briefing for schools

External learning outside the classroom providers/venues holding this accreditation will be:

- ✓ Offering good quality teaching & learning
- ✓ Safe (i.e. managing risk effectively)

The Learning Outside the Classroom (LOtC) Quality Badge is the *only* nationally recognised indicator of good quality educational provision AND effective risk management.

The purpose of the Learning Outside the Classroom Quality Badge is to help schools identify good quality and safe provision, and to reduce red tape when planning educational visits. It incorporates existing safety standards for all types of activity and combines learning and safety into one easily recognisable accreditation for all organisations providing learning outside the classroom experiences including:

- ✓ Educational visit venues such as museums, zoos, historic houses, science centres, theatres and places of worship
- ✓ Farms
- ✓ Adventurous activity providers
- ✓ Natural environment or field studies centres
- ✓ Study, sports and cultural tours
- ✓ Expeditions overseas

If an organisation is displaying the LOtC Quality Badge schools can be assured that their venue has met required standards, so teachers do not need to carry out their own risk or quality assessments regarding the activities provided.

In addition, applicants must be offering genuinely beneficial services to schools, to support their delivery of the curriculum. The following are just a few of the services a provider must demonstrate before gaining the LOtC Quality Badge:

- Clear and accurate information given well in advance on services, amenities and costs. There should be no unpleasant surprises on the day!
- Full information given on the learning objectives of the activities on offer, and the flexibility to tailor activities according to your needs.
- Guidance and information on preparing your pupils for the visit, and following up on it back in the classroom, to help you to make the most of the learning opportunities.
- Skilled and enthusiastic educational staff or volunteers who can really bring a topic to life.
- A culture of listening to schools' feedback and working to meet their requirements.
- Robust risk management processes across all areas of the business.
- Robust safeguarding and child protection procedures.

The Outdoor Education Advisers' Panel endorses the LOtC Quality Badge and the majority of Local Authority Outdoor Education Advisers have indicated that they accept the award in place of some or all of their checks. You can view which Local Authority Outdoor Education Advisers support the LOtC Quality Badge by visiting the OEAP website:

oeap.info.



Council for
Learning Outside the Classroom

Learning Outside the Classroom Quality Badge

Awarded to:

Hall Hill Farm

This organisation has therefore pledged to:

- Engage in an ongoing process to sustain high quality learning outside the classroom
- Meet all of the Learning Outside the Classroom Quality Badge indicators

Elaine Skates

Chief Executive, Council for Learning Outside the Classroom

Certificate no. R2QB100603

Date issued: 31/07/2015

Expiry date: 30/07/2017

www.lotcqualitybadge.org.uk

The Council for Learning Outside the Classroom is registered in the United Kingdom no. 6778701.

Head Office:
Marsh & Company
Lancet House
1-3 Upper King Street
Leicester
LE1 6XF

t: (0116) 2041400
f: (0116) 2041420
e: enquiries@marshcompany.co.uk
www.marshcompany.co.uk

To Whom it may Concern

24th March 2016

Dear Sirs

South West Office:
Regency Commercial Insurance
Regency House
37-40 Alexandra Parade
Wescom-super/Mare
BS23 1QZ

t: (01934) 623656
f: (01934) 640838
e: enquiries@regencybrokers.co.uk
www.regencybrokers.co.uk

Re: **Ann Darlington, Margaret Patricia Gibson & David John Gibson
t/as Hall Hill Farm Enterprises and Hall Hill Farm Shop**

We act as Insurance Brokers to the above company and confirm that the following insurance covers are in force:-

Public/Products Liability Insurance

Insurer: Catlin Insurance Company (UK) Limited
Policy: Commercial Combined
Policy No: 1284955/0
Period: 24th March 2017 to 23rd March 2018
Limit of Liability: £5,000,000 any one event and in respect of Products Liability in any one period of insurance.

This document is furnished to you as a matter of information only and does not make the person or organisation to whom it has been issued an additional assured, nor does it modify in any manner the contract of insurance between the Policyholder and Insurer.

Should the above mentioned policies be changed or cancelled during the above Period of Insurance, no obligation to inform the holder of this document is accepted by ourselves.

Registered Office England No:
1288118
Lancet House
1-3 Upper King Street
Leicester
LE1 6XF



Incorporating
Regency 
independent insurance brokers

Group Managing Director: R.M.J. Marsh
Chairman: A.H. Marsh FCI Chartered Insurance Practitioner
Director: S.H. Davis BA Hons

Associate Director: C. Harper FCI Cert CII Associate Director: V. Whiteman Associate Director: S. Taylor
South West Office: Director of Operations: Mike Rugman Consultants: Kerry Michael FBE, Michelle Michael FBE

Marsh & Company Insurance
Brokers Limited Members &
Regulated by the Financial
Conduct Authority

Learning Opportunities



There are many ways in which farming and growing can enrich the curriculum.

Art & Design

- Animals and plants in design
- Photography
- Natural and chemical dyes

ICT

- Designing maps and equipment
- Testing out an animal house or protection for plants
- Producing a farm booklet or gardening calendar

PE

- Animal movements
- Eating and health

PSHE & Citizenship

- Where our food comes from
- Sustainable development and planting at school

Geography

- Human influences on the environment
- Farming in different parts of the world
- Water cycle

History

- History of farming
- Dig for victory
- Historical farm and garden implements
- Archaeology

Drama

- Animal masks and puppets
- Role-play farmers/gardeners work
- Enacting life cycles and food chains.

English

- Looking at topical issues, e.g. battery/free range; organic farming and growing
- Reading and writing animal stories and poems
- Keeping a garden diary

RE

- Care for our world
- Feasting and fasting, e.g. Ramadan, Eid
- Festivals, e.g. harvest, Easter

Mathematics

- Measuring wind speed and rainfall
- Measuring growth in plants and animals
- Collecting data

Science

- Seasonal changes
- Life processes
- Habitats
- Food chains
- Care of living things

Make the most out of your visit!

www.farmsforschools.org.uk

www.face-online.org.uk

www.lotcqualitybadge.org.uk

Animals you can see



| | |
|-------------------|---|
| Alpacas | We have two Alpacas, Oscala (white), Humphry (black). |
| Chicks | New chicks arrive here at the farm every 3 to 4 weeks. |
| Donkeys | Romulus and Dusty who arrived in September 1998 from Beamish Museum. Robbie arrived in 2004, Shergar, Bob, Remus and Toby arrived in 2005. Anna and Elsa are our latest arrivals. |
| Ducks | Our white ducks are Aylesbury and the brown ducks are Khaki Campbell's. |
| Geese | The Female goose is white and the male gander is brown. |
| Goats | Our large black and white goats are British goats, we also have several smaller goats called pygmy goats. |
| Hens | We have approximately 12 hens around the poultry area, they are hybrids or crossbreeds that are kept for their eggs. A hen starts laying at around 20 weeks and can on average produce 300 eggs a year. |
| Highlands | We currently have a small fold of pedigree's, they are part of the Satley fold. |
| Jersey Cow | Jersey's are kept for milk, in order to produce milk a dairy cow has a calf every year. |
| Llamas | We have Llamas at the farm, Lawrence (male), Lottie (female) and Pumpkin (female). |
| Peafowl | There are two peacocks and two peahens, also a pair of silver pheasants and a pair of Guinea fowl. |
| Pigs | We have two sow's, Tilly and Peppa with a Boar called Hercules. |
| Ponies | Shaggy is a Shetland pony and we have a miniature Shetland pony called Buzz. |
| Sheep | We have several breeds of sheep on the farm, these include Manx, Jacob, Shetland and Southdown's. |
| Turkey | We have three Norfolk Black turkeys, Henry and the turkey hens called Mabel and Doris. |
| Wallaby | We have one wallaby called Beckham (male). |

Responsible Green Visitor



Be a responsible visitor, here are Six things you can do to help.

We are undertaking the following actions in order to achieve this:



1 - Conserve Energy

Reduce energy by switching off lights and closing windows if your heating is on. More information is available from The Energy Saving Trust on what you can do at home.



2 - Shop Locally

Use local products, they give you a flavour of the area and help support local communities.

Further information regarding farmers markets can be found www.neefm.org.uk



3 - Reduce, Reuse & Recycle

Try to avoid overly packaged goods and if possible say no to that extra carrier bag.

Try and recycle any waste you have at home.



4 - Be Water Wise

Use Water wisely. Turn off the tap when brushing your teeth and adhere to hotels towel policies or other water saving initiatives.



5 - Respect Nature

Help us look after our landscape and wildlife by not littering, guarding against fire and using footpaths and cycle-ways responsibly.



6 - Support Green Tourism Businesses

There are hundreds of businesses trying to reduce their environmental impacts through the Green Tourism Business Scheme. Businesses are awarded Bronze, Silver and Gold for their efforts to be more environmentally responsible.



Gift Shop



Why not order your souvenirs in advance, they are individually wrapped in bags for you to distribute.

These are ideal for younger children who may find it difficult to choose. Also where time is limited it will enable more time to be spent with the animals or in the play area.

Hall Hill Farm Branded Souvenirs

| | |
|--------------------------------|-------|
| Rubber | 50p |
| Holographic pencil with rubber | 40p |
| Pen | 65p |
| Hologram Notebook | £1.20 |

Other Souvenirs

| | |
|---------------------|-------|
| Farm/animal masks | 75p |
| Farm Stationary Set | £1.00 |
| Toy tractor | £4.20 |
| Farm Quad Bike | £3.95 |

Hall Hill Farm Souvenir Packs

£1.50 Souvenir Pack

Hall Hill Farm Holographic Notebook & Pencil.

£1.80 Souvenir Pack

Hall Hill Farm Holographic Notebook & Pen.

£2.50 Souvenir Pack

Farm Animal Mask, Hall Hill Farm Holographic Notebook & Pen.

Other options are available to suit your requirements, Please ask.

Note: Prices correct at January, Prices are subject to review/change in 2017.

* Items that are out of stock may be replaced but we will check with you first.

Tea Shop Menu



We have included this sample menu so you may see what is available throughout the year, as this is only a sample menu the items and prices may vary slightly on the day of your visit.

Hot Food

| | |
|--|--------------|
| Soup with roll + Butter | £3.60 |
| Baked Potato + 1 Filling | £3.95 |
| Extra Filling (Cheese, Beans) | 50p |
| Cheese Toastie | £3.30 |
| Extra Filling (Ham, Onion, Tomato, Pickle) | 30p |
| Lasagne | £5.95 |
| Sausage Roll (Large) | £1.60 |
| Hot Dog | £1.70 |
| Beans on Toast (Childs) | £1.95 |

Cakes from Counter

| | |
|-------------------|--------------|
| Carrot Cake | £1.75 |
| Scone + Butter | £1.60 |
| Chocolate Brownie | £1.75 |

Drinks

| | | | |
|-----------------------|--------------|---------|--------------|
| One Person Pot of Tea | £1.60 | | |
| Coffee | £1.60 | Large | £1.80 |
| Hot Chocolate | £1.85 | Special | £2.25 |
| Latte / Cappuccino | £2.50 | | |
| Cans | 90p | | |
| Flavoured Water | £1.40 | | |
| Mineral Water | £1.20 | | |

Note: Sample Menu, Prices correct at January, Prices are subject to review/change in 2017.

Activity 1 - The Countryside Code




The Countryside Code

- Be safe, plan ahead and follow any signs
- Leave gates and property as you find them
- Protect plants and animals and take your litter home
- Keep dogs under close control
- Consider other people


www.gov.uk/government/publications/the-countryside-code

How to behave on the farm! - Link the activities to the Pictures

1 Please do not frighten the animals. ●



2 The animals have a balanced diet so please only feed them the food provided. ●




3 Climbing on walls, fences or animal pens can be dangerous. ●



4 Please don't eat the animal feed. ●



5 Do not handle farm equipment or machinery unless permitted by farm staff. ●



Activity 2 - Wash Your Hands



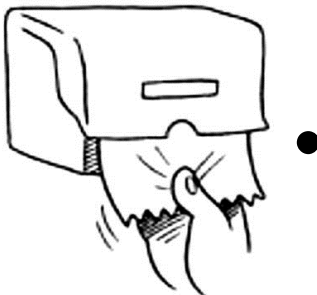
Washing your hands, but which is the correct order?

After

- touching the animals
- playing on the ground
- tying your laces
- using the toilet

Before

- eating food or sweets
- touching food
- putting hand in mouth
- leaving the farm



• **Scrub**

Scrub backs of hands, wrists, between fingers and under fingernails.

• **Towel dry**

• **Use Soap**

Soap for about 20 Seconds

• **Turn off**

Turn off taps with paper towel & then bin it

• **Rinse you hands**

Rinse your hands under running water.

• **Wet your Hands**

General Enquiries

Address - Hall Hill Farm, Lanchester, Durham, DH7 0TA

Phone - 01388 731 333

Fax - 01388 731 996

Email - info@hallhillfarm.co.uk

Website - www.hallhillfarm.co.uk

Quality Badge awarded by

